

The Four Key Roles of
Family Child Care Providers:
Using Videos to Promote
High-Quality Programs

Crystal McClendon-Gourdine
Senior Program Associate
WestEd – Center for Child & Family Studies

Diane Harkins
Senior Program Associate
WestEd – Center for Child & Family Studies




Welcome

This webinar series is a
collaboration between WestEd
and the California Department
of Education.



Part II:
Promoting Quality in Home-Based
Child Care: The Curriculum and the
Environment

Wednesday, April 17, 2019
12:00-1:00pm PST




Housekeeping: Using zoom

Your microphone will be muted upon entry.

Click the ^ next to the microphone icon to start or change your audio connection.

This will provide a list of participants on the right side of the screen.

This will provide a chat window on the right side of the screen. Please post responses and questions here and the speakers will address them when possible.

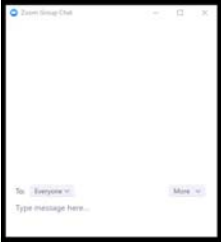


The image shows the Zoom meeting toolbar. Three callout boxes point to specific icons: the first points to the Mute icon (with a small upward arrow), the second points to the Participants icon (with a small upward arrow), and the third points to the Chat icon (with a small upward arrow). The toolbar also includes icons for Start Video, Help, Share, Record, and Leave Meeting.

Practice Using the Chat Area

Please type an introduction with your name and location.


Send to: Everyone



The image is a screenshot of the Zoom chat window. It shows a text input field with the placeholder text "Type message here..." and a "Send" button. The recipient is set to "Everyone".

Time to Pause and Reflect

Quick Write:
During a quick write, feedback, questions, and comments are welcomed in the chat.



→ Type in the chat area.

Introductions



Crystal McClendon-Gourdine
Senior Program Associate
WestEd – Center for Child & Family
Studies



Diane Harkins
Senior Program Associate
WestEd – Center for Child & Family
Studies



Poll

Which approach is most comfortable for you
when working with home-based providers?

Please select one response:

1:1 Coaching **or**

Group Training/Facilitation



Brief Overview of the Video Series



Download the Publication

- English version:
<https://www.cde.ca.gov/sp/cd/re/documents/elguidelineshome.pdf>
- Spanish version:
<https://www.cde.ca.gov/sp/cd/re/documents/elguidelineshomespa.pdf>



Chapter 2: The Home as a Caring and Learning Environment

- The Learning Environment
- Caring for Infants and Toddlers
- Culturally Responsive Care
- Caring for Children with Special Needs





Indoor and Outdoor Environments



Quick Write

- What stood out for you as you watched this video clip?


 → Type in the chat area.

WestEd 

Infants, Toddlers, and Families





WestEd 



Quick Write

- How might you include this video to support child care providers to re-evaluate the environment?

 → Type in the chat area.

WestEd 

Chapter 3: Developing a Home-Based Curriculum

- Curriculum Begins with Relationships
- Routines and Responsive Caregiving
- The Daily Schedule



What is Curriculum?



Domains in the Guidelines





- Social and Emotional
- Language and Literacy
- Mathematics Learning
- Cognitive
- Creativity and Self-Expression
- Physical and Motor



Quick Write

- What delighted or surprised you in this video clip?


 → Type in the chat area.




Open-ended Questions




Quick Write



- What is one thing you heard today that you would like to explore further?

 → Type in the chat area.



Conclusion



It gives me a smile to see the environment they're in.



Following This Webinar:

- Evaluation Survey
Your input is very important to us. You will receive an email to complete your webinar evaluation survey.
- This webinar will be archived on:
https://www.pitc.org/pub/pitc_docs/webinars.html

